

Clinton Police Department
Annual Crime Report
2019



Ford Hayman

Chief of Police

305 Monroe St.

Clinton, MS 39056

601-924-5252

www.clintonpolice.com

Table of Contents	
Message from Chief Hayman	Page 3
Mission Statement	Page 3
Departmental Structure & Rank	Page 4
Community Policing and Overview	Page 5
Data Report	Page 6
Major Crime Number by Year	Page 7
Crime Incidents Comparison 2017-2018	Page 8
General Service Incidents	Page 9
Crime Charting by Graphs	Page 10

Message from Chief Hayman

The Clinton Police Department is pleased to announce that on November 13, 2019, we achieved accreditation through the Mississippi Law Enforcement Accreditation Commission. The MSLEAC commission falls under the MS Department of Public Safety. We successfully completed a two-day On-Site audit of 126 professional law enforcement standards. These standards are reflected in the policies and procedures that guide our department. The Clinton Police Department is the 28th agency in Mississippi to become accredited out of 400 plus agencies statewide. For more information about accreditation please contact our accreditation manager, Derrick Brown at brown501@clintonpd.org

The Clinton Police Department experienced another very successful year in 2019. Our agency worked hard this year, as we do each year, to reduce and suppress crime. The numbers, statistics and charts represented in the upcoming pages will present our enforcement efforts in hopes of benefiting each resident or visitor in the City of Clinton.

It is my belief that the Clinton Police Department is tasked with reducing crime, reducing the fear of crime, and improving the quality of life for all persons in Clinton, MS. We take this job very seriously, and I am very blessed to be here working for this community. I would like to extend a heartfelt thank you to each Clinton resident and Mayor Fisher and our Board of Aldermen for their continued support.

The men and women of CPD are the best of the best. I thank each one of them for their dedication and hard work. I look forward to another successful year providing the highest quality of police service to the City of Clinton.

Mission Statement:

The Clinton Police Department serves our citizens and visitors with professionalism, honor, and respect in order to reduce crime, reduce the fear of crime, and enhance the quality of life for everyone in Clinton.

CPD Departmental Structure

Sworn Budgeted Officers:	60	Civilian Employees:	20
Sworn Officers:	55	Male:	3
Male:	50	Female:	17
Female:	5		
Vehicle Fleet:	61		
FY 2018 Budget:	\$5,507,532		
Population Served:	25,154 ⁱ		
MC College Population:	5,070 (2018) ⁱⁱ		

Rank Structure

Chief of Police:	1
Captain:	3
Lieutenant:	7
Sergeant:	8
Detective:	3
Patrol Officer(s):	31
School Resource Officer(s):	2
Accreditation Manager:	1
Animal Control Officer :	1
Reserve Officer(s):	6

CPD Community Policing / Outreach

The Clinton Police Department strives to connect daily with our public. We encourage transparency and believe that providing information is the key to building trust within our community. CPD exists to serve ALL citizens in our city.

Lieutenant Michael Kelly coordinates directly with Chief Hayman to ensure that our community / police partnership is continually being strengthened. Lt. Kelly coordinates with event leaders to ensure that city events run efficiently and head-lines CPD's Citizen Police Academy. Two (2) classes ran last year with new academy classes to start in early 2020. He is available for presentations to neighborhood associations and civic groups interested in crime prevention strategies.

Lieutenant Kelly can be reached at

kelly292@clintonpd.org

- Citizens Police Academy
- Coffee with a Cop
- Lock It or Lose It
- Special Event Coordination
- Partnership with CJ Stewart / Camp Down Range {CPD Firing Range}
- National Night Out with City of Clinton Communications Director Mark Jones
- Neighborhood Events and Meetings
- Event Coordinator with Main Street for Special Events

Departmental Overview

The Clinton Police Department has two (2) divisions that are responsible for police service to the City of Clinton, MS. They are our Patrol Division and our Administrative Division. The Patrol Division employs 4 twelve hour shifts responsible for maintaining law enforcement coverage for the City of Clinton 24 hours a day, 7 days a week, 365 day a year. The Administrative Division is responsible for day-to-day operations necessary to keep CPD functional. The Clinton Police Department is open 24 hours a day, while the Administrative Offices are open Monday-Friday, 8am -5pm.

Data Report:

The members of the Clinton Police Department are committed to serving the citizens of Clinton in a professional, proactive and community-oriented manner. Our successes are measured by the relationships we maintain with our citizens as well as the protection we provide for our community. Our goal is to serve the members of our community in a productive partnership, working to provide professional public safety services that enhance the quality of life for all citizens and visitors.

The Clinton Police Department fielded 37,414 calls for service during 2018 compared to 37,339 during 2018. This represents less than 1% increase in calls for service from 2019 to 2018. Our dispatch center received 72,854 phones calls during 2019as compared to 77,135 in 2018. This represents a 6% decrease in total received phone calls. These calls include calls for police and fire service. 911 calls represent 13,019 or 18% in 2019 with 14,055 or 19% in 2019.

Violent Crime, as defined by the Federal Bureau of Investigation, includes *Murder, Forcible Rape, Robbery, and Aggravated Assault*, decreased in 2019 by 22% compared to 2018 and decreased 53% since 2013.

Felony Property Crimes, *burglary and larceny*, decreased 3% in 2019 as compared to 2018 and has decreased 67% since 2013.

Crime Type	2019	2018
Violent Crime		
Homicide	5	1
Forcible Rape	2	2
Robbery	3	13
Aggravated Assault	4	2
Property Crimes		
Auto Burglary	78	48
Residential Burglary	24	41
Business Burglary	3	22
Grand Larceny	20	18

2012-2019 Major Crime Numbers by Year

January 1 – December 31 Major Crime Numbers

Crime Reported	2012	2013	2014	2015	2016	2017	2018	2019
Murder/Homicide	0	2	1	0	0	0	1	5
Rape	1	2	3	0	1	3	2	2
Sexual Battery	7	3	4	3	1	1	8	1
Strong Arm Robbery	4	5	3	2	2	6	3	1
Armed Robbery	10	12	12	2	8	12	8	2
Carjacking	1	4	1	0	1	1	2	0
Burglary Residential	130	174	111	78	61	57	41	24
Burglary Auto	140	116	105	115	88	94	48	78
Burglary Business	37	18	19	18	9	14	22	3
Auto Theft	50	33	46	39	13	17	28	22
Aggravated Assault	3	5	7	3	1	4	2	4
Domestic Violence	46	58	49	36	49	46	55	69
Simple Assault	40	37	42	27	21	30	27	25
Grand Larceny	83	65	48	29	16	33	18	20
Petit Larceny	143	107	149	149	79	122	98	102
Arson	0	1	0	0	1	1	0	1
DUI	51	75	100	152	125	135	96	99
Shoplifting	80	128	232	112	76	163	299	229
Credit Card Fraud	18	26	31	18	20	21	20	40
Credit Card Theft	2	7	4	12	6	4	5	2
Embezzlement	26	18	26	23	20	5	12	19
Malicious Mischief	81	55	59	57	29	59	55	55
DWLS	111	117	128	266	198	180	34	68
Uttering Forgery	8	6	11	18	10	5	11	16
Prescription Forgery	2	2	13	22	5	7	5	1

Crime & Incident Statistics Comparison 2018-2019

The tables below represent actual crime statistics and comparisons from 2019 as compared to 2018. These numbers enable the Clinton Police Department to track actual crime and patterns of crime to make Clinton, MS more livable.

Crime Against Persons	2019	2018	± %
Homicide / Murder	5	1	+400%
Aggravated Assault	4	2	+100%
Simple Assault	25	27	-7%
Domestic Violence / Assault	69	55	+25%
Forcible Rape	2	2	N/C
Armed Robbery	2	8	-75%
Strong Arm Robbery	1	3	-67%
Carjacking	0	2	-100%
Sexual Assault	1	8	-86%

Crimes Against Property	2019	2018	± %
Residential Burglary	24	41	-41%
Business Burglary	3	22	-86%
Auto Burglary	78	48	+62%
Grand Larceny	20	18	+11%
Auto Theft	22	28	-21%
Shoplifting	229	299	-23%
Petit Larceny	102	98	+4%
Arson	1	0	+100%
Malicious Mischief	55	67	-18%

Traffic Related Offenses	2019	2018	± %
Citations Issued (total)	5598	5254	+7%
Citations Written	5155	4854	+6%
Citations Warning(s)	483	400	+21%
Parking Citations	122	189	-35%
Accidents	1422	1076	+24%
DUI	99	96	+3%

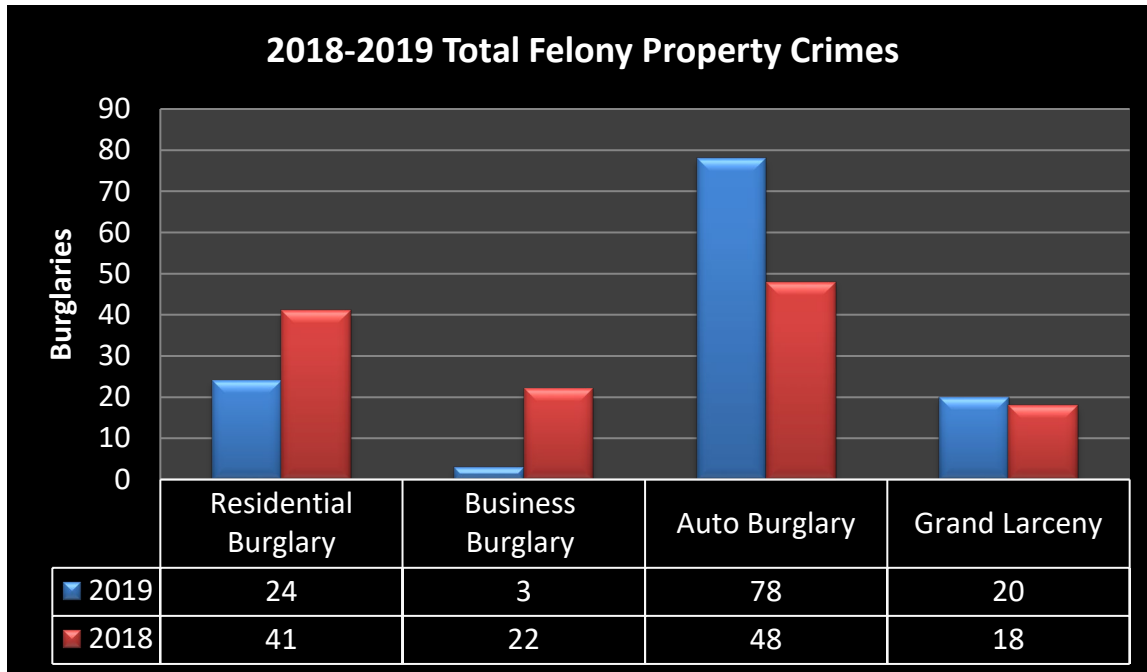
General Service Incidents Comparison 2018-2019

General Service Incidents	2019	2018	± %
Calls for Service (total)	40292	37339	-7%
House Watch	9904	9281	-6%
Alarms	2116	2006	-5%
Suicide	3	3	No Change
911 Calls for Service	14161	14055	No Change
Administrative Calls for Service	63080	61227	-3%
Suspicious Persons / Activity	1593	1335	-16%
Medical Call	1610	1839	+14%
Animal Calls	1027	951	-7%
Missing Person	55	52	-5%
Disturbances	797	970	+22%
Assist Fire Dept.	188	240	+28%

Arrest & Warrant Service	2019	2018	±%
Arrest (total)	1834	1396	+31%
Warrant (Contempt of Court/FTA)	870	388	+124%
Misdemeanor Arrest(s)	1650	1222	+35%
Felony Arrest(s)	184	149	+24%
Arrest(s) Foreign Warrant/Hold for another Agency	41	35	+17%

Graph Charting

Felony Property Crime Comparison for 2018-2019

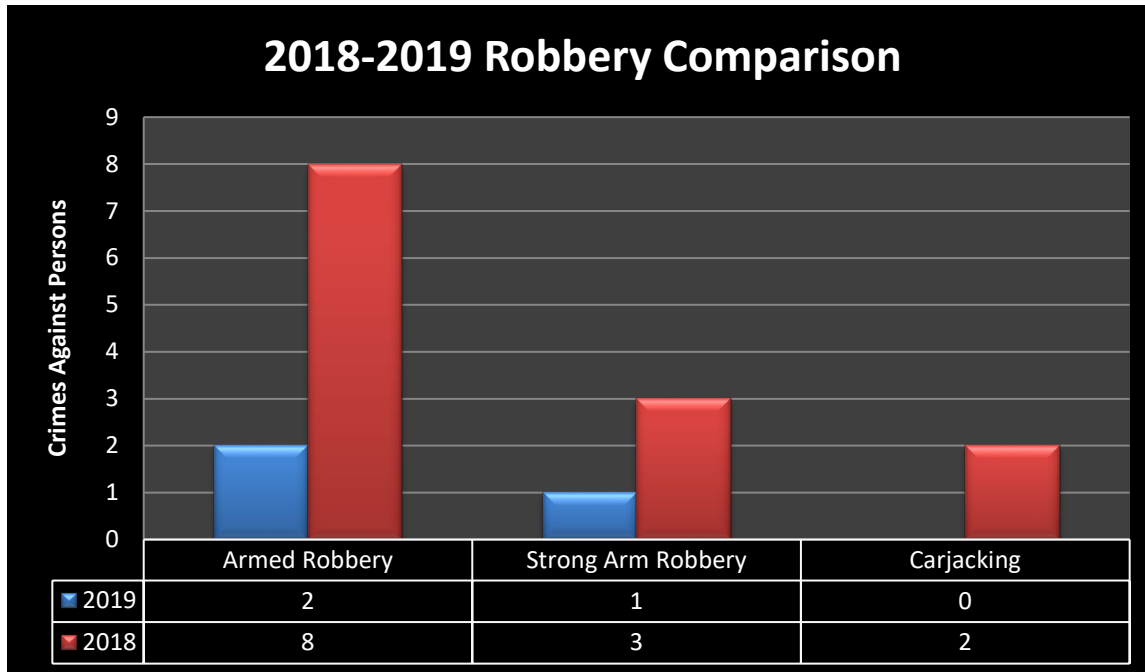


2019 represents a 3% reduction in total felony property crime numbers.

*** 2019; 70 of 78 auto burglaries were vehicles left unlocked



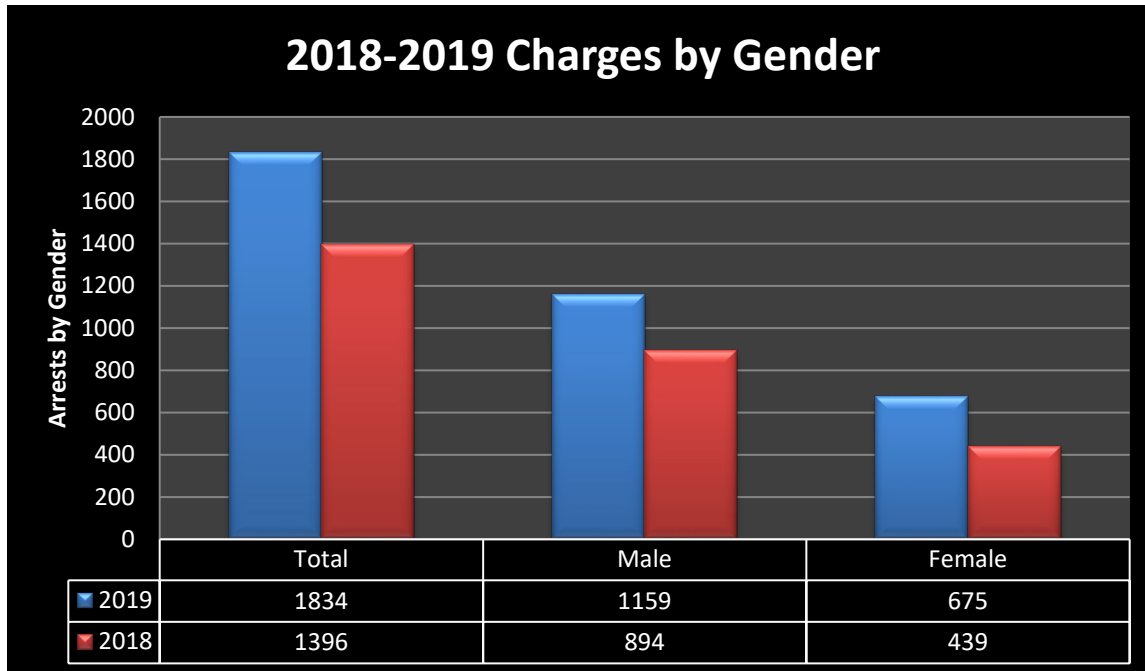
Robbery Comparison for 2018-2019



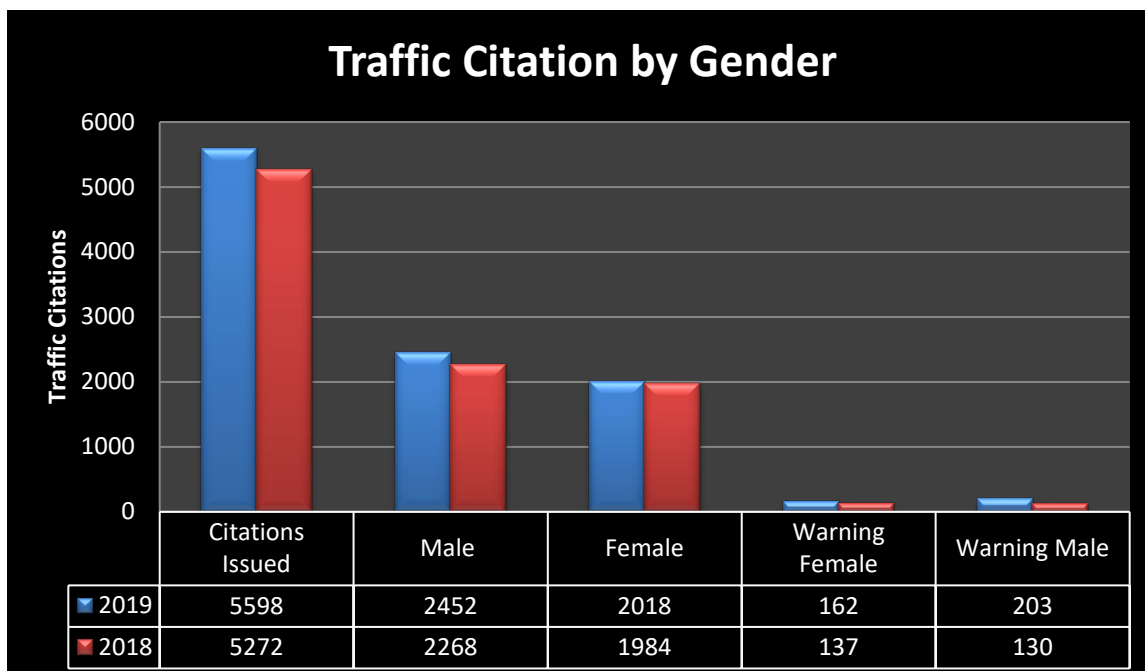
2019 represents a 77% reduction in total robbery crimes.

Arrest & Traffic Citation Charting for 2018-2019

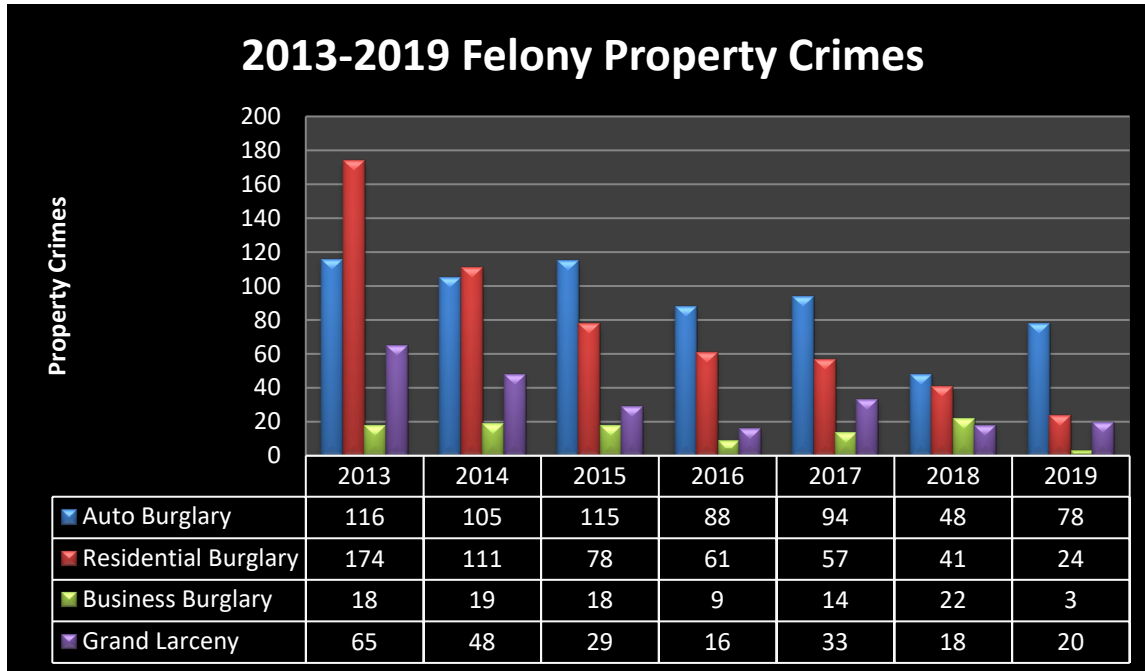
Arrests by Gender (Charges)



Traffic Citation(s) by Gender



2013-2019 Comparative Crime Numbers



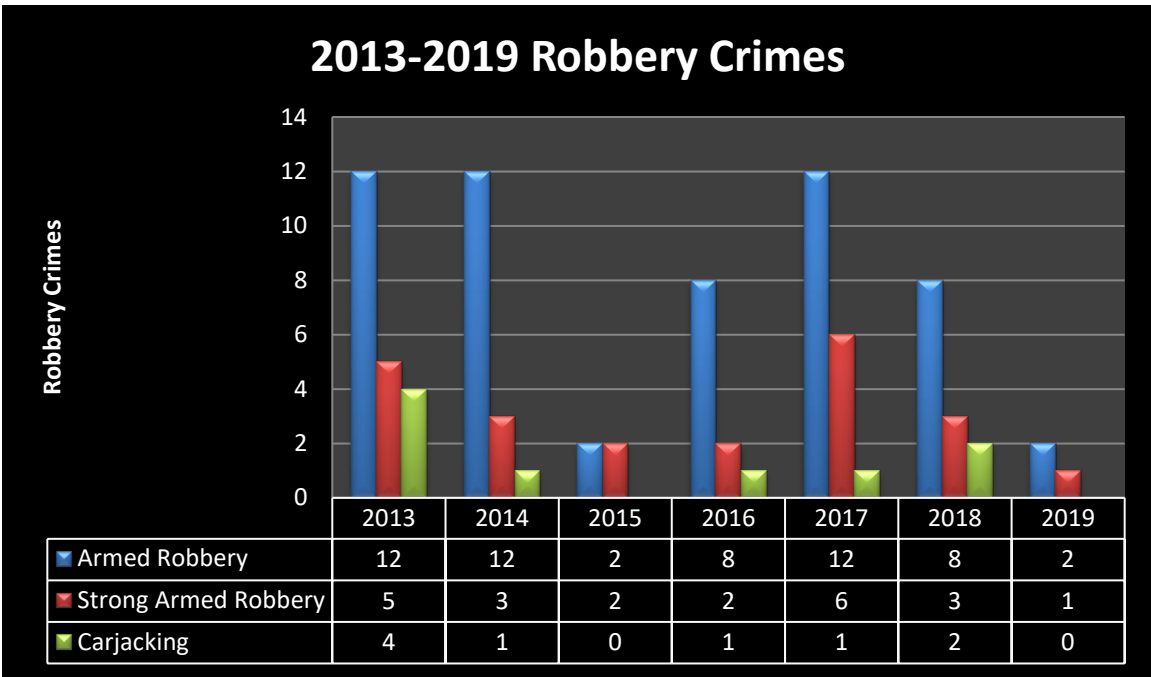
Auto Burglary has decreased by 32% from 2013 to 2019

Residential Burglary has decreased by 86% from 2013-2019

Business Burglary has decreased by 83% from 2013-2019

Grand Larceny has decreased by 69% from 2013-2019

Total Major Felony Property Crime has decreased by 67% from 2013-2019

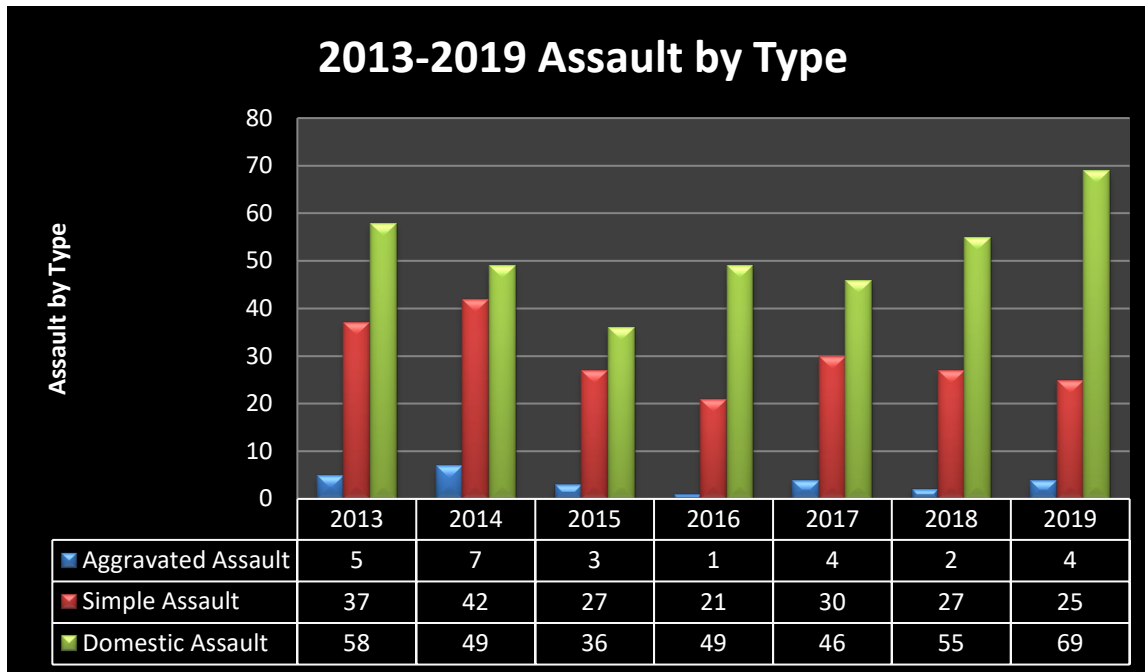


Armed Robbery has decreased by 83% from 2013 to 2019

Strong Armed Robbery has decreased by 80% from 2013-2019

Carjacking has decreased by 100% from 2013-2019

Total Robberies have decreased by 86% from 2013-2019



Aggravated Assault has decreased 20% from 2013 to 2019

Simple Assault has decreased 7% from 2013-2019

Domestic Violence Assault has increased 19% from 2013-2019

ⁱ U.S. Census Bureau QuickFacts: Clinton city, Mississippi;Mississippi

<https://www.census.gov/quickfacts/fact/table/clintoncitymississippi.ms/RHI225217>(retrieved 9/6/2018)

ⁱⁱ Mississippi College – Profile, Rankings and Data US News Best

<https://www.usnews.com/best-colleges/mississippi-college-2415>(retrieved 9/6/2018)