

Clinton Police Department
Annual Crime Report
2020



Ford Hayman

Chief of Police

305 Monroe St.

Clinton, MS 39056

601-924-5252

www.clintonpolice.com

Table of Contents	
Message from Chief Hayman	Page 3
Mission Statement	Page 3
Departmental Structure & Rank	Page 4
Community Policing and Overview	Page 5
Data Report	Page 6
Major Crime Number by Year	Page 7
Crime Incidents Comparison 2017-2018	Page 8
General Service Incidents	Page 9
Crime Charting by Graphs	Page 10

Message from Chief Hayman

The Clinton Police Department experienced a very unusual year in 2020. Covid-19 was the controlling factor for how all operations were handled throughout the country. We learned through experience and medical breakthroughs as did everyone else. You will see in our reporting statistics that in many instances, our numbers were down significantly ranging from calls for service, house watch checks, followed by arrests and citations issued.

Covid-19 challenged us daily forcing us to change our operational mindset. Attention to safety protocols while safeguarding the City of Clinton was our mission for 2020 and CPD was able to produce a successful year in 2020 in terms of safety and crime reduction. The Clinton Police employees worked hard this year, as they do each year, to reduce and suppress crime. The numbers, statistics and charts represented in the upcoming pages will present our enforcement efforts in hopes of benefiting each resident or visitor in the City of Clinton.

It is my belief that the Clinton Police Department is tasked with reducing crime, reducing the fear of crime, and improving the quality of life for all persons in Clinton, MS. We take this job very seriously, and I am very blessed to be here working for this community. I would like to extend a heartfelt thank you to each Clinton resident and Mayor Fisher and our Board of Aldermen for their continued support.

The men and women of CPD are the best of the best. I thank each one of them for their dedication and hard work. I look forward to another successful year providing the highest quality of police service to the City of Clinton.

Mission Statement:

The Clinton Police Department serves our citizens and visitors with professionalism, honor, and respect in order to reduce crime, reduce the fear of crime, and enhance the quality of life for everyone in Clinton.

CPD Departmental Structure

Sworn Budgeted Officers:	63	Civilian Employees:	20
Sworn Officers:	56	Male:	3
Male:	51	Female:	17
Female:	5		
Vehicle Fleet:	61		
FY 2018 Budget:	\$5,494,944		
Population Served:	25,154 ⁱ		
MC College Population:	5,070 (2018) ⁱⁱ		

CPD Community Policing / Outreach

The Clinton Police Department strives to connect daily with our public. We encourage transparency and believe that providing information is the key to building trust within our community. CPD exists to serve ALL citizens in our city.

Lieutenant Michael Kelly coordinates directly with Chief Hayman to ensure that our community / police partnership is continually being strengthened. Lt. Kelly coordinates with event leaders to ensure that city events run efficiently and head-lines CPD's Citizen Police Academy. Due to Covid-19, CPD was unable to conduct the Citizens Police Academy in 2020. We hope to continue this program in 2021. He is available for presentations to neighborhood associations and civic groups interested in crime prevention strategies.

Lieutenant Kelly can be reached at

kelly292@clintonpd.org

- Citizens Police Academy
- Coffee with a Cop
- Lock It or Lose It
- Special Event Coordination
- Partnership with Dan Fordice / Camp Down Range {CPD Firing Range}
- National Night Out with City of Clinton Communications Director Mark Jones
- Neighborhood Events and Meetings
- Event Coordinator with Main Street for Special Events

Mississippi Law Enforcement Accreditation

The Clinton Police Department achieved accreditation on November 13, 2019 through the Mississippi Law Enforcement Accreditation Commission. The MSLEAC commission falls under the MS Department of Public Safety. We successfully completed a two-day On-Site audit of 126 professional law enforcement standards. These standards are reflected in the policies and procedures that guide our department. The Clinton Police Department is the 28th agency in Mississippi to become accredited out of 400 plus agencies statewide.

For more information about accreditation please contact our accreditation manager, Derrick Brown at brown501@clintonpd.org



Departmental Overview

The Clinton Police Department has two (2) divisions that are responsible for police service to the City of Clinton, MS. They are our Patrol Division and our Administrative Division. The Patrol Division employs 4 twelve hour shifts responsible for maintaining law enforcement coverage for the City of Clinton 24 hours a day, 7 days a week, 365 day a year. The Administrative Division is responsible for day-to-day operations necessary to keep CPD functional. The Clinton Police Department is open 24 hours a day, while the Administrative Offices are open Monday-Friday, 8am -5pm.

Data Report:

The members of the Clinton Police Department are committed to serving the citizens of Clinton in a professional, proactive and community-oriented manner. Our successes are measured by the relationships we maintain with our citizens as well as the protection we provide for our community. Our goal is to serve the members of our community in a productive partnership, working to provide professional public safety services that enhance the quality of life for all citizens and visitors.

The Covid-19 pandemic affected the Clinton Police Department in various ways during 2020. We fielded 28,097 Calls for Service in 2020 as compared to 40,292 during 2019. This represents a 30% decrease in total calls for service. Our dispatch center received 50,044 phone calls during 2020 as compared to 72,854 in 2019. This represents a 31% decrease in total received phone calls. These calls include calls for police and fire service. 911 calls represent 11,327 or 22% in 2020.

Violent Crime, as defined by the Federal Bureau of Investigation, includes *Murder, Forcible Rape, Robbery, and Aggravated Assault*, decreased in 2020 by 43% compared to 2019 and decreased 53% since 2013.

Felony Property Crimes, *burglary and larceny*, decreased 6% in 2020 as compared to 2019 and has decreased 68% since 2013.

Crime Type	2020	2019	2018
Violent Crime			
Homicide	0	5	1
Forcible Rape	0	2	2
Robbery	5	3	13
Aggravated Assault	3	4	2
Property Crimes			
Auto Burglary	77	78	48
Residential Burglary	22	24	41
Business Burglary	4	3	22
Grand Larceny	14	20	18

2012-2020 Major Crime Numbers by Year

January 1 – December 31 Major Crime Numbers

Crime Reported	2012	2013	2014	2015	2016	2017	2018	2019	2020
Murder/Homicide	0	2	1	0	0	0	1	5	0
Rape	1	2	3	0	1	3	2	2	0
Sexual Battery	7	3	4	3	1	1	8	1	3
Strong Arm Robbery	4	5	3	2	2	6	3	1	0
Armed Robbery	10	12	12	2	8	12	8	2	5
Carjacking	1	4	1	0	1	1	2	0	1
Burglary Residential	130	174	111	78	61	57	41	24	22
Burglary Auto	140	116	105	115	88	94	48	78	77
Burglary Business	37	18	19	18	9	14	22	3	4
Auto Theft	50	33	46	39	13	17	28	22	16
Aggravated Assault	3	5	7	3	1	4	2	4	3
Domestic Violence	46	58	49	36	49	46	55	69	52
Simple Assault	40	37	42	27	21	30	27	25	18
Grand Larceny	83	65	48	29	16	33	18	20	14
Petit Larceny	143	107	149	149	79	122	98	102	68
Arson	0	1	0	0	1	1	0	1	1
DUI	51	75	100	152	125	135	96	99	69
Shoplifting	80	128	232	112	76	163	299	229	258
Credit Card Fraud	18	26	31	18	20	21	20	40	23
Credit Card Theft	2	7	4	12	6	4	5	2	5
Embezzlement	26	18	26	23	20	5	12	19	13
Malicious Mischief	81	55	59	57	29	59	55	55	43
DWLS	111	117	128	266	198	180	34	68	34
Uttering Forgery	8	6	11	18	10	5	11	16	8
Prescription Forgery	2	2	13	22	5	7	5	1	0

Crime & Incident Statistics Comparison 2019-2020

The tables below represent actual crime statistics and comparisons from 2020 as compared to 2019. These numbers enable the Clinton Police Department to track actual crime and patterns of crime to make Clinton, MS more livable.

Crime Against Persons	2019	2020	± %
Homicide / Murder	5	0	-100%
Aggravated Assault	4	3	-25%
Simple Assault	25	18	-28%
Domestic Violence / Assault	69	52	-25%
Forcible Rape	2	0	-100%
Armed Robbery	2	5	+150%
Strong Arm Robbery	1	0	-100%
Carjacking	0	1	+100%
Sexual Assault	1	3	+200%

Crimes Against Property	2019	2020	± %
Residential Burglary	24	22	-8%
Business Burglary	3	4	+33%
Auto Burglary	78	77	-1%
Grand Larceny	20	16	-20%
Auto Theft	22	16	-27%
Shoplifting	229	258	+12%
Petit Larceny	102	68	-33%
Arson	1	1	N/C
Malicious Mischief	55	43	-22%

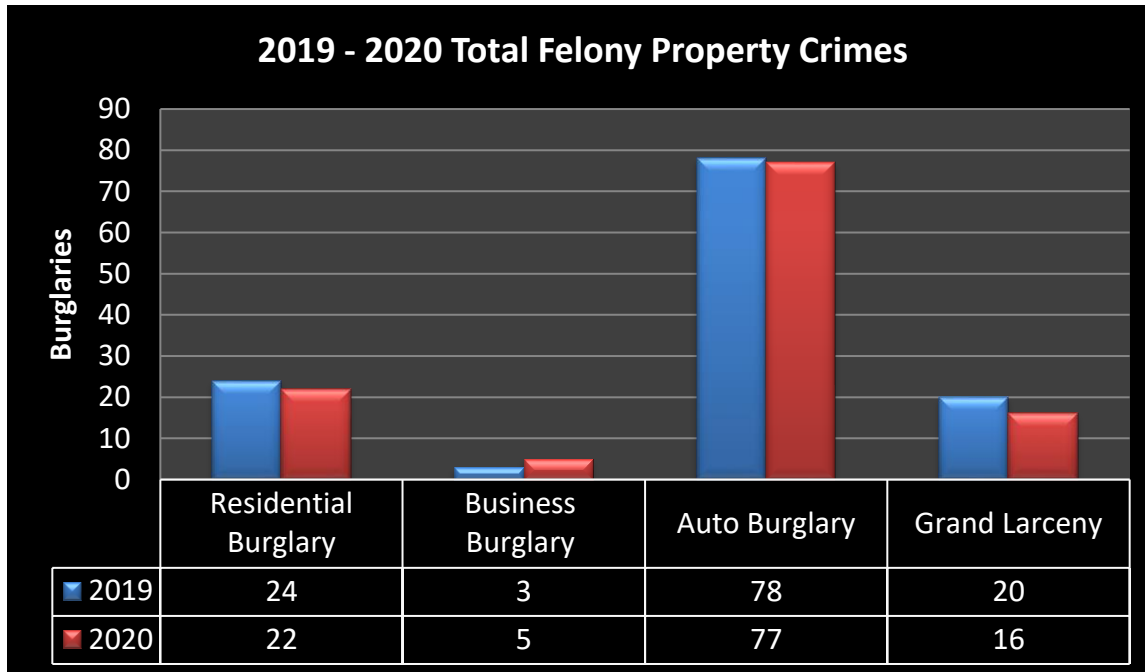
Traffic Related Offenses	2019	2020	± %
Citations Issued (total)	5598	4834	-14%
Citations Written	5155	4175	-19%
Citations Warning(s)	483	472	-2%
Parking Citations	122	66	-46%
Accidents	1422	1000	-30%
DUI	99	69	+30%

General Service Incidents Comparison 2019-2020

General Service Incidents	2019	2020	± %
Calls for Service (total)	40292	28097	-30%
House Watch	9904	3080	-69%
Alarms	2116	1508	-29%
Suicide	3	3	No Change
911 Calls for Service	14161	11327	-20%
Administrative Calls for Service	63080	38171	-39%
Suspicious Persons / Activity	1593	935	-41%
Medical Call	1610	258	-84%
Animal Calls	1027	860	-16%
Missing Person	55	47	-15%
Disturbances	797	1481	+86%
Assist Fire Dept.	188	211	+12%

Arrest & Warrant Service	2019	2020	±%
Arrest (total)	1834	1582	-14%
Warrant (Contempt of Court/FTA)	870	678	-22%
Misdemeanor Arrest(s)	1650	1424	-14%
Felony Arrest(s)	184	158	-14%
Arrest(s) Foreign Warrant/Hold for another Agency	41	37	-10%

Felony Property Crime Comparison for 2019-2020



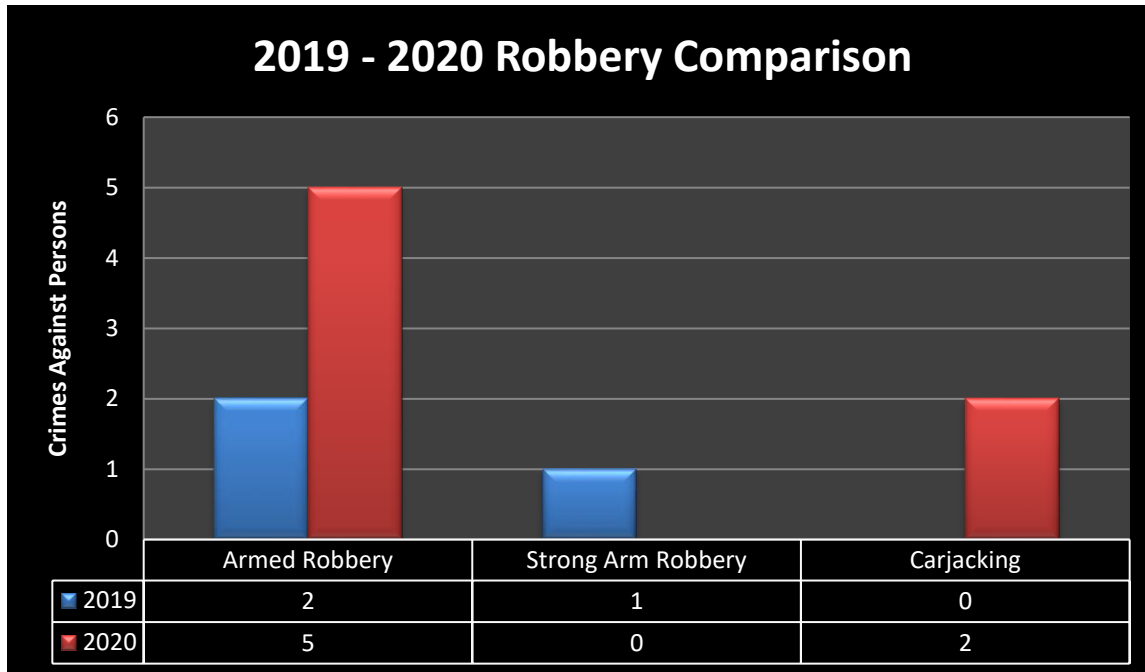
2020 represents a 4% reduction in total felony property crime numbers from 2019.

*** 2020; 71 of 77 auto burglaries were vehicles left unlocked

*** 2020; 61% of total felony property crime(s) were auto burglaries (unlocked vehicles (92%) --- PREVENTABLE)



Robbery Comparison for 2019-2020

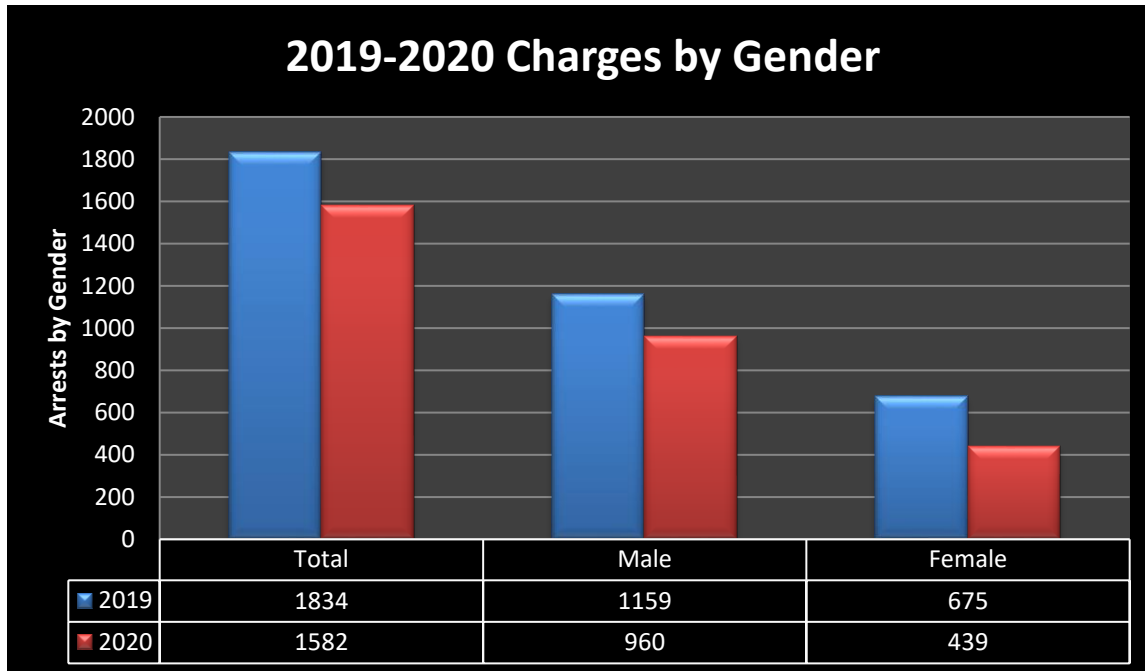


2020 represents a 57% increase in total robbery crimes from 2019.

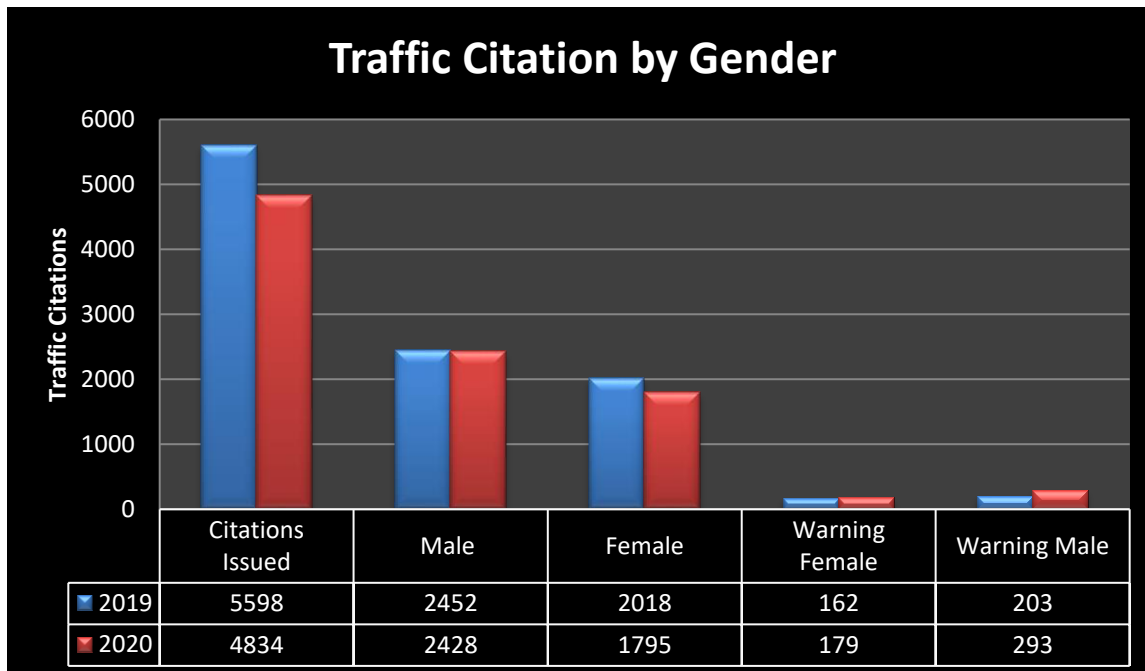
*** All but one (1) victim knew the suspect(s) who committed the robbery.

Arrest & Traffic Citation Charting for 2019-2020

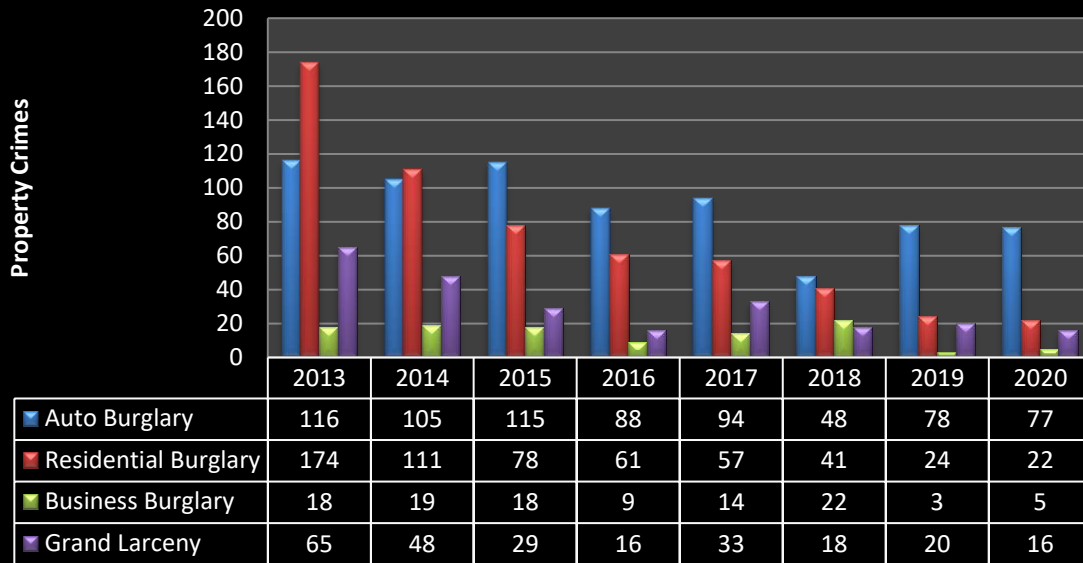
Arrests by Gender (Charges)



Traffic Citation(s) by Gender 2019-2020 Comparative Crime Numbers



2013-2020 Felony Property Crimes



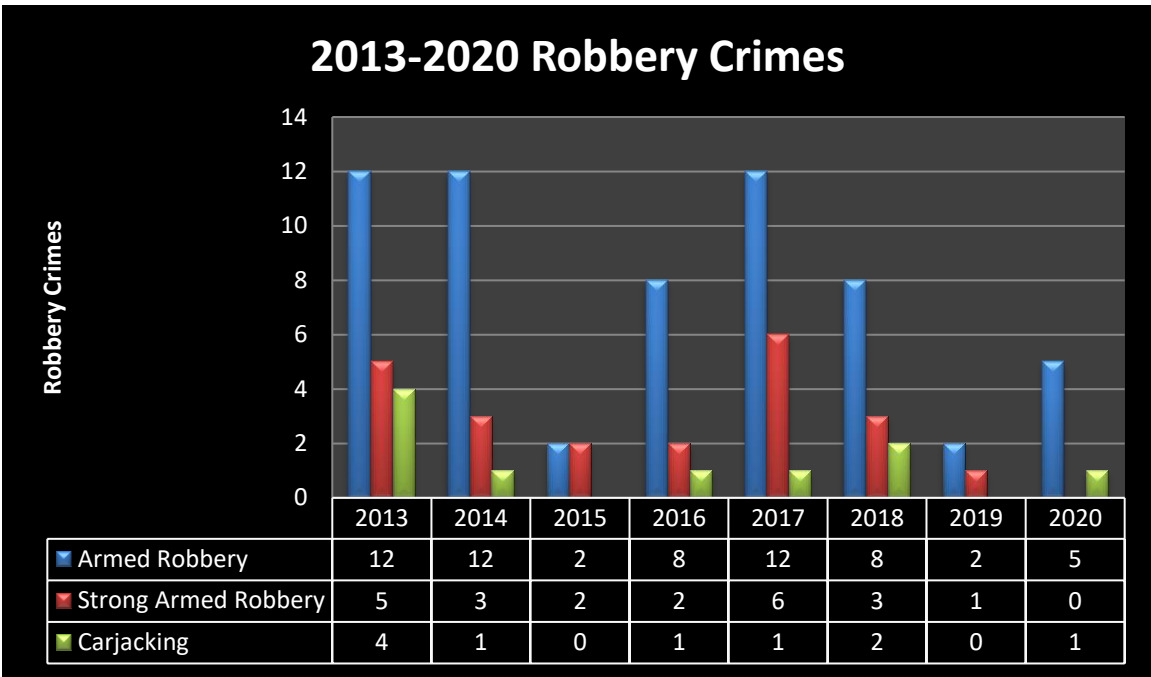
Auto Burglary has decreased by 34% from 2013-2020

Residential Burglary has decreased by 87% from 2013-2020

Business Burglary has decreased by 72% from 2013-2020

Grand Larceny has decreased by 75% from 2013-2020

Total Major Felony Property Crime has decreased by 68% from 2013-2020

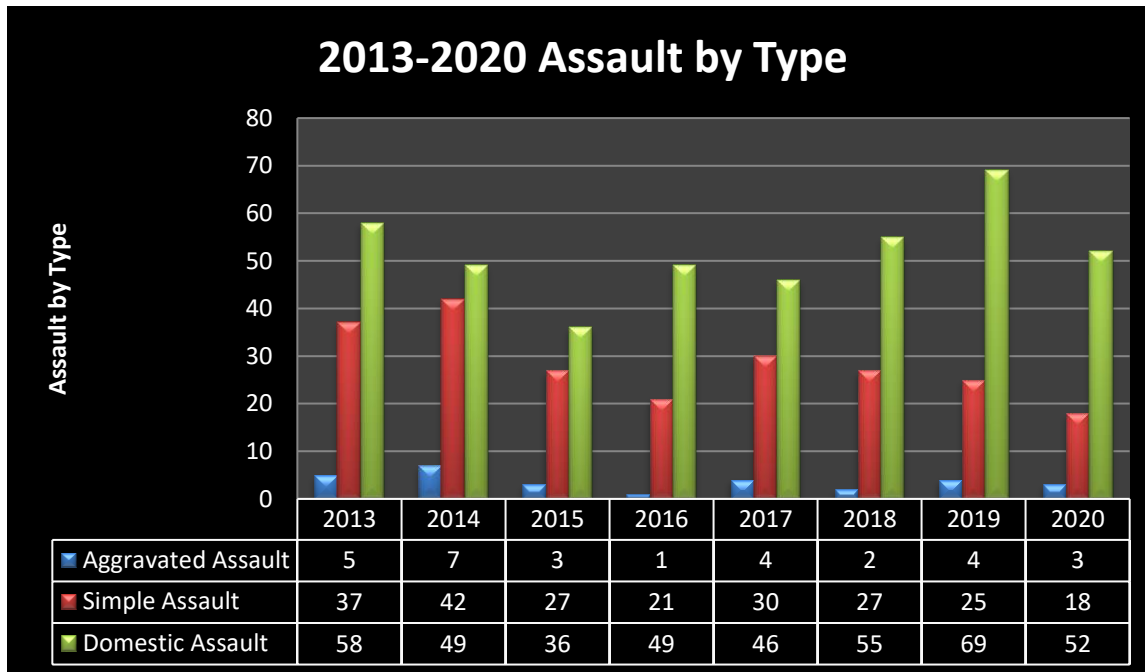


Armed Robbery has decreased by 58% from 2013 to 2020

Strong Armed Robbery has decreased by 100% from 2013-2020

Carjacking has decreased by 75% from 2013-2020

Total Robberies have decreased by 72% from 2013-2020



Aggravated Assault has decreased 40% from 2013 to 2020

Simple Assault has decreased 51% from 2013-2020

Domestic Violence Assault has decreased 10% from 2013-2020

Total Assaults have decreased by 27% from 2013-2020

ⁱ U.S. Census Bureau QuickFacts: Clinton city, Mississippi;Mississippi

<https://www.census.gov/quickfacts/fact/table/clintoncitymississippi,ms/RHI225217>(retrieved 9/6/2018)

ⁱⁱ Mississippi College – Profile, Rankings and Data US News Best

<https://www.usnews.com/best-colleges/mississippi-college-2415>(retrieved 9/6/2018)